

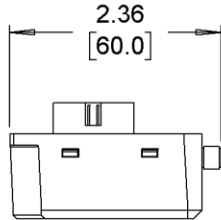


Wi-Fi Expansion Module with Antenna



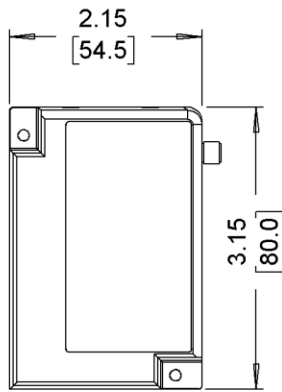
- Adds Wireless Networking Connectivity to your 10.1" HMI*
- Supports IEEE 802.11b/g/n Wi-Fi Standards
- 6' Magnetic-Mounted Antenna allows for Optimal Cabinet Placement
- Low-Profile, Simple Installation on rear of HMI
- No External Power Needed; Powered via the HMI Unit

Network	Wi-Fi Standards Supported	IEEE 802.11b IEEE 802.11g IEEE 802.11n
	Frequency Band	2.4GHz
Antenna	Gain (typ.)	2.94 dBi
	Cable Length	Approx. 6.6' (2 Meters)
I/O Ports	SMA Connector (Antenna Socket)	1
	HMI Connector	1
Electrical	Input Voltage (Provided by HMI Connection)	5VDC
	Input Current (Provided by HMI Connection)	900 mA @ 5VDC
	Input Power	4.5 W
	Voltage Resistance	500VAC (1 min.)
	Isolation Resistance	Exceed 50 MΩ at 500 VDC
Mechanical	Enclosure	Plastic, charcoal grey
	PCB Coating	N/A
	Dimensions (W x H x D)	2.15 x 3.15 x 0.95 inches [54.5 x 80 x 24.1 mm]
	Net Weight	Approx. 0.18 lbs. [80 g]
Environmental	Mounting	M02 Module: HMI Connector, secured with 2 qty M3x8mm Philips-head screws Antenna: Magnetic Mount
	Operating Temperature	32° ~ 122°F [0° ~ 50°C]
	Storage Temperature	-4° ~ 140°F [-20° ~ 60°C]
	Relative Humidity	10% ~ 90% (non-condensing)
	Altitude (Air Pressure)	Below 3,000 meters (70.1 kPa)
	Vibration Endurance	10 to 25 Hz (X, Y, Z direction, 2G, 30 minutes)
	Rating	M02 module: IP20 Compliant Antenna: IP66 Compliant
Software	Certifications	CE Marked
	Software	EBPro v6.05.02 or later
Notes	<p>* M02 Wi-Fi Expansion Module compatible with all 10.1" HMIs. (HMI sold separately – see website Product Page or contact Maple Systems for information)</p> <p>Specifications subject to change without notice</p>	

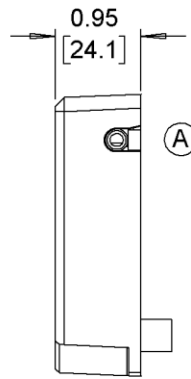


Top View

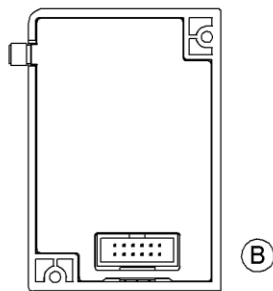
Dimensions are in inches [mm]



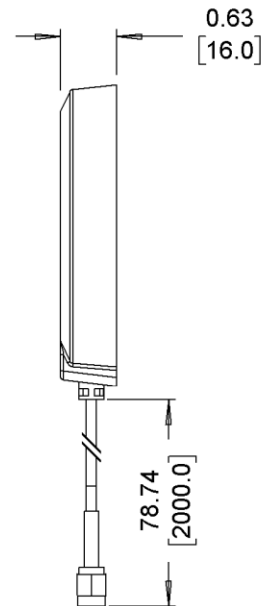
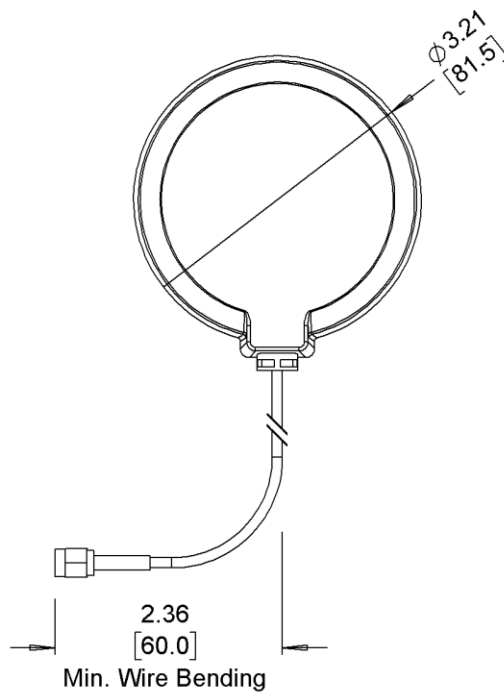
Front View



Side View



Rear View



- A SMA Connector (for Antenna)
- B HMI Connector